

Full User Manual

INsight Evidence Locker

**Video Player
for the evaluation of HDDs**

IN-Series



Learn more about **eneo IN series**
on our YouTube channel.

Table of Contents

- Chapter 1 - Brief Introduction..... 2
- Chapter 2 - System Requirements 3
- Chapter 3 - Back-Up 3
- Chapter 4 - How to Install..... 3
- Chapter 5 - Video Player Control..... 4
- Chapter 6 - File Security Protection..... 6

Chapter 1 - Brief Introduction

The Video Player Application is a media player for Windows / MAC OS. With a user-friendly GUI, the APP provide a convenient way for playing media file and video control and supports multiple audio and video formats.

Chapter 2 - System Requirements

Minimum System Requirements

- Intel I3 and above CPUs
- Microsoft system XP / 7 / 8 / 10 / 11, MacOS 10
- 2GB RAM
- 1G video memory

Chapter 3 - Back-Up

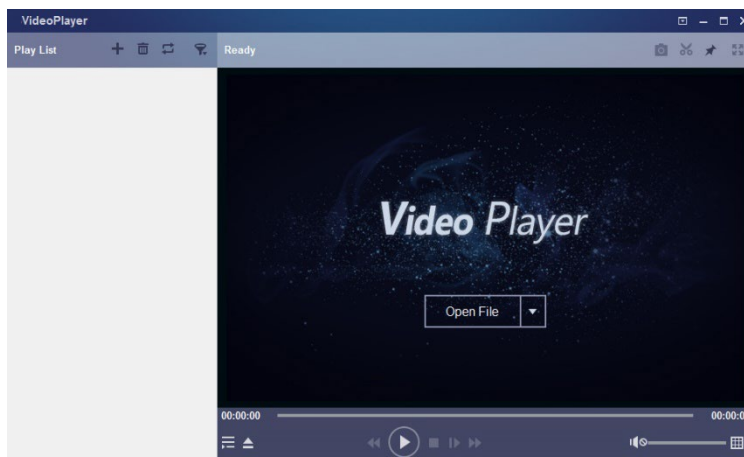
This section will help you to play the backup files with the powerful video player which is attached in the CD or you can download from: <http://al8.co>

For Mac users,
please install the app "VideoPlayer_x.x.xx_xxxx_xx_x.dmg", for example:
VideoPlayer_1.0.32.dmg.

For Windows users,
please install the software "VideoPlayer_x.x.xx_xxxx_xx_xx.exe", for example:
VideoPlayer_1.0.41_2021_02_25.exe.

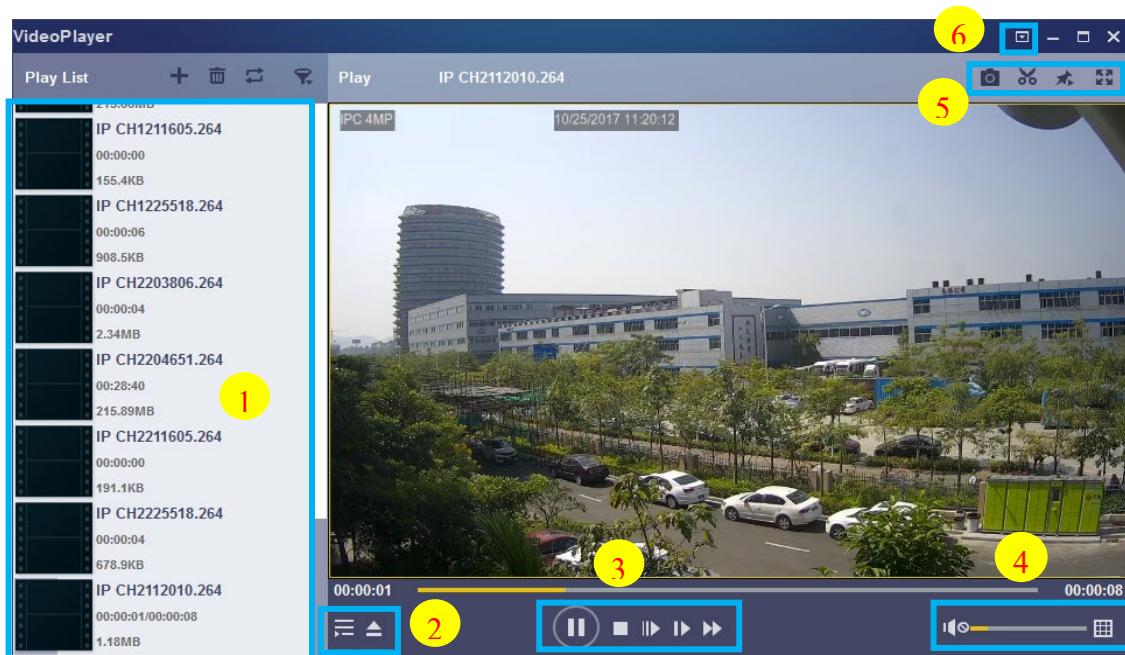
Chapter 4 - How to Install

1. Install the Video Player software in the CD and run.








2. Copy the backup files to your computer.
3. Click **<Open File>** button in the screen center or click **+** button on the Play List to load single or multiple video files. It supports to add & play the videos with ".rf", ".avi", ".mp4", ".264" and ".265" format. Click **▼** button to load a backed-up video folder

Chapter 5 - Video Player Control









1. Play List : show all the video files in the area


-  Add files
-  Remove files
-  Select playback mode:
 - Single: play a single file and stop;
 - Order: Play all listed files in order;
 - Repeat One: Repeat one file
 - Repeat All: Repeat all files in the list
-  Filter by file name





- ## 2. Hide/Show Playlist
-  Click to open files or load a folder.


3. Play Controls

-  Play
-  Pause
-  Stop
-  Play frame by frame. Click once to play a frame of the video
-  Slow Play, 1/2, 1/4 and 1/8, 1/16 speed
-  Fast forward: you can set X2, X4, X8 and X16 speed playback

4. Volume control

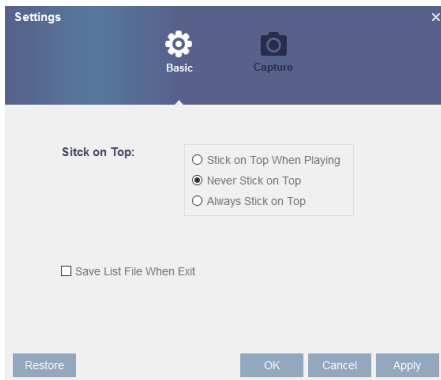
-  Multi-screen Display. It is allowed to play multiple videos at a time. When you choose the icon, you can drag the video in Play List to the play screen.

5.  Take snapshot
 -  To save a video clip to your computer. Press once to start, press again to end the video clip.
 -  Keep the video player on top
 -  Enlarge the video play screen to full screen

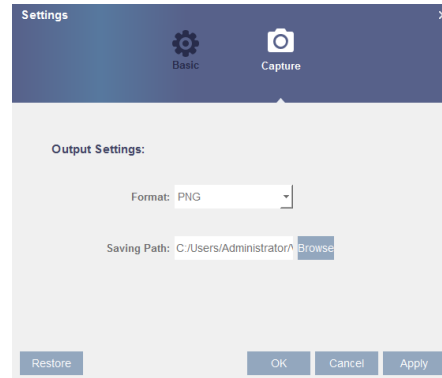
6.  **Advanced Setup Menu** allows to choose the OSD language of the video player, and configure parameters of video player.

Language: select the language you needed

Settings: allow you configure the basic parameters and Capture parameters shown as follows



Basic: Set on-top mode

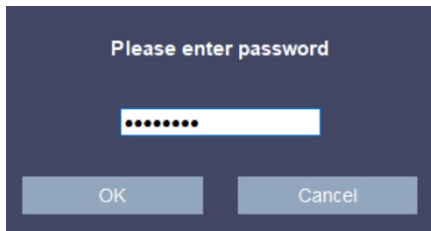


Capture: Set the format and path to save snapshots.

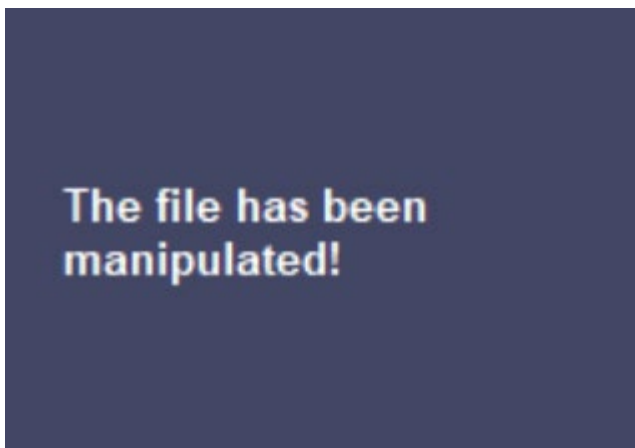
Chapter 6 - File Security Protection

Exported video File(s) will be optionally password protected and contain checksums to detect file manipulation. Once the file with some bytes was cut off or modified after the export, the Player will be alerted by the prompt “The encrypted file may have been manipulated” as attached:

- You configured a password protected when export video file from one device, Please input the password when play the exported video file by the video player;



- Once the video was cut off or modified, the player will prompt “the file has been manipulated!”





eneo® is a registered trademark of
Videor E. Hartig GmbH
Exclusive distribution through specialised
trade channels only.

Videor E. Hartig GmbH
Carl-Zeiss-Straße 8
63322 Rödermark / Germany
Tel. +49 (0) 6074 / 888-0
Fax +49 (0) 6074 / 888-100
www.videor.com
www.eneo-security.com

Technical changes reserved

© Copyright by Videor E. Hartig GmbH
Version 06/2023